

DfE Assessments

Mark Entry

View Marks

▼ Analysis

EYFS

Key Stage 1

Key Stage 2

Export Results

Key Stage 2

Academic year

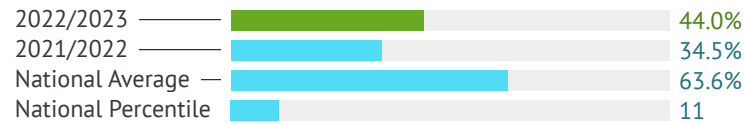
2022/2023 ▼

Reading, Writing, Maths

Achieving expected standard Reading, Writing, ...

2022/2023

44.0%



Maths

Average scaled score Maths

2022/2023

102.46



Achieved expected standard Maths

2022/2023

60.0%



Not achieved expected standard Maths

2022/2023

30.7%



Reading

Average scaled score Reading

2022/2023

104.39



Achieved expected standard Reading

2022/2023


69.3%



Not achieved expected standard Reading

2022/2023

22.7%



Writing

Working at expected standard Writing (TA)

2022/2023

52.0%



Working towards expected standard Writing (TA)

2022/2023

28.0%



Greater depth in the expected standard Writing ...

2022/2023

1.3%



Average scaled score Grammar, punctuation and...

2022/2023

102.88



Achieved expected standard Grammar, punctuati...

2022/2023


62.7%



Not achieved expected standard Grammar, punc...

2022/2023

29.3%



2021/2022

70.1%

2021/2022

27.6%

Science

Working at expected standard Science (TA)

2022/2023

70.7%

2022/2023



70.7%

2021/2022



64.4%

Not meeting expected standard Science (TA)

2022/2023

24.0%

2022/2023



24.0%

2021/2022



35.6%

Multiplication Check

Mean Average Score (out of 25)

2022/2023


N/A

2022/2023




N/A

2021/2022



N/A

National Average




20.17

% of students who scored 25

2022/2023


N/A

2022/2023



N/A

2021/2022



N/A

National Average



31.0%